



# XtreamPhase®


PECO Series 110 Liquid/Liquid Phase Coalescers

ISO 9001



ENGINEERING YOUR SUCCESS.

# PECO Series 110XP Horizontal Liquid/Liquid Phase Coalescers with High Flow Style Cartridges



Having an unwanted immiscible fluid in a product stream can be costly. It can create maintenance issues on equipment and cause product to be off-spec. Parker coalescing and separation technologies provide solutions to improve our customers operating costs and improve product quality. Our cartridges are designed to take a mixture of two liquids and remove the unwanted free, immiscible, dispersed droplets from the continuous fluid stream.

The new XtreamPhase, Series 110XP single stage horizontal coalescers take liquid separation to the next level of performance. The 110XP utilizes high flow style coalescer cartridges that flow inside-to-outside. The cartridges include a handled end cap with PECOSeal™ technology so there is no need for tools when sealing making them a safe, user friendly choice while also reducing maintenance time and money.

## HIGH FLOW COALESCING

### SEPARATION OF:

- Amine from Hydrocarbons
- Caustic from Fuels
- Hydrocarbon from Quench Water
- Oil from Ammonia
- Oil from Water
- Oil from Caustic
- Other immiscible liquids
- Water from Hydrocarbons

### PARAMETERS FOR USE:

- Interfacial Tension (IFT)  $\geq$  15 dynes/cm
- Viscosity of continuous fluid  $\leq$  5 cP
- Liquid density difference  $\geq$  20%
- Inlet concentration of discontinuous phase up to 10% by volume [100,000 ppm(v)]

Options available for low IFT and density difference applications.

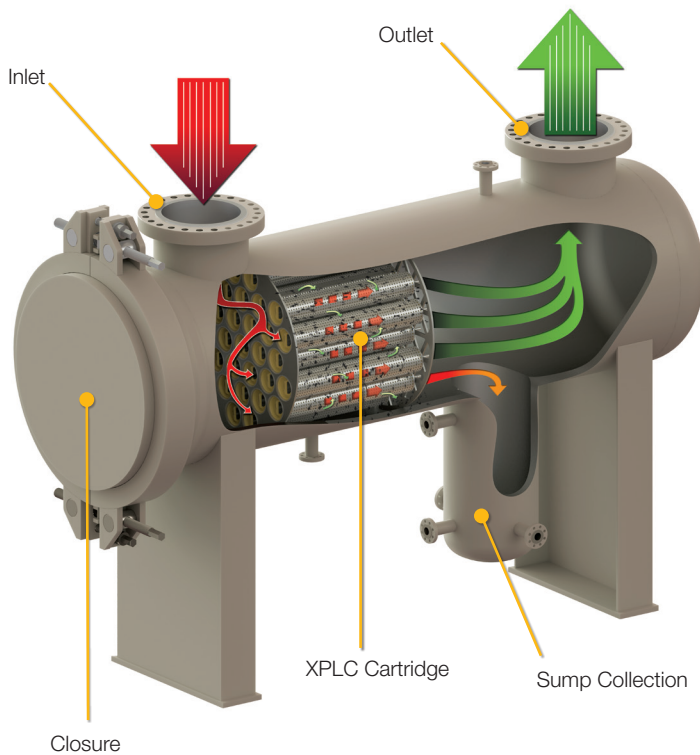
### High Flow Style, Coalescer Cartridge Options

Cartridge	Recommended Usage	Max. Temperature	ppm(v)* Effluent Level	Media	pH
XPLC-C	HC/Water	240°F/115°C	$\leq$ 8	Fiberglass	5-9
XPLC-IPC	HC/Water	240°F/115°C	$\leq$ 8	Fiberglass w/ Pleat Pack	5-9
XPLC-PLPC	HC/Water	240°F/115°C	$\leq$ 15-20	Polyester	3-9
XPLC-HCP	HC/Amine/Caustic/Quench Water	400°F/204°C	$\leq$ 10-15	PPS	2-14
XPLC-TLPC	Low IFT	300°F/ 149°C	$\leq$ 10-15	Fluoropolymer	5-9

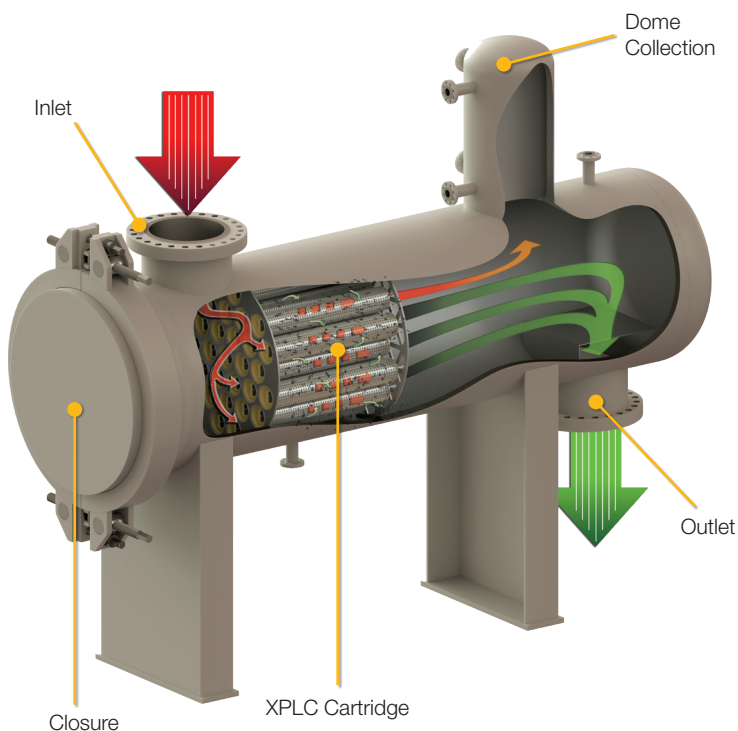
\* Data based on Parker testing protocols.

HC = Hydrocarbon

# 110HXP



# 110HRXP



## VESSEL SPECIFICATIONS

### STANDARD

- 10" to 84" diameter
- ASME Code Section VIII, Div.1
- Design Temperature from -20°F to 400°F
- Design Pressure 285 psig to 1480 psig
- Swingbolt or Quick Opening Closure
- Pressure Parts: Carbon Steel
- External Attachments: Carbon Steel
- Basket Internals: Stainless Steel
- Hydrostatic testing at 1.3 to 1.5 x design pressure

### OPTIONS


- Other Design Codes
- High Design Pressure upon request
- Materials of Construction
  - Carbon Steel
  - 304 Stainless Steel
  - 304L Stainless Steel
  - 316 Stainless Steel
  - 316L Stainless Steel
  - Other Materials Upon Request
- Non-Destructive Testing (NDT)
  - Radiography
  - Magnetic Particle
  - Liquid Penetration
  - Ultrasonic
  - Brinell Hardness
  - Charpy Impact
- Coating Options
  - Sandblast: commercial, near white and white metal
  - Paint: 2 & 3 coat corrosion resistant
- Optional PECO SafeLock Closure®
- Auxiliary Packages in Stock



# PECO Series 110V Vertical and 110H Horizontal Liquid/Liquid Phase Coalescers with Two Stage Cartridges

Having an unwanted immiscible fluid in a product stream can be costly. It can create maintenance issues on equipment and cause product to be off-spec. Parker coalescing and separation technologies provide solutions to improve our customers operating costs and improve product quality. Our cartridges are designed to take a two-phase liquid stream and remove the dispersed phase from the continuous fluid stream.

The XstreamPhase, Series 110 two stage coalescer utilizes first stage hydrophilic coalescer cartridges and second stage hydrophobic separator cartridges to perform liquid separation.



## TWO STAGE COALESCING


### SEPARATION OF:

- Water from Hydrocarbon Product Stream

### PARAMETERS FOR USE:

- Interfacial Tension (IFT)  $\geq 15$  dynes/cm
  - Viscosity of continuous fluid  $\leq 5$  cP
  - Liquid density difference of  $\geq 10\%$
  - Inlet concentration of discontinuous phase up to 5% by volume [50,000 ppm(v)]
- Special sizing for applications with viscosity  $> 5$  cP.

### Coalescer Cartridge Options



Cartridge	Max. Temperature	ppm(v)* Effluent Level	Media	pH
C	240°F/115°C	$\leq 8$	Fiberglass	5–9
IPC	240°F/115°C	$\leq 8$	Fiberglass	5–9
PLPC	240°F/115°C	$\leq 15-20$	Polyester	3–9

\* Data based on Parker testing protocols.

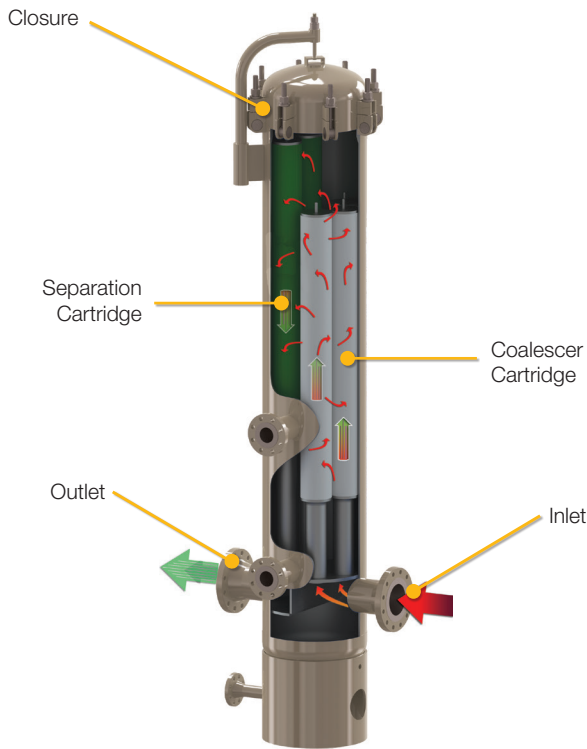
### Separator Cartridge Options



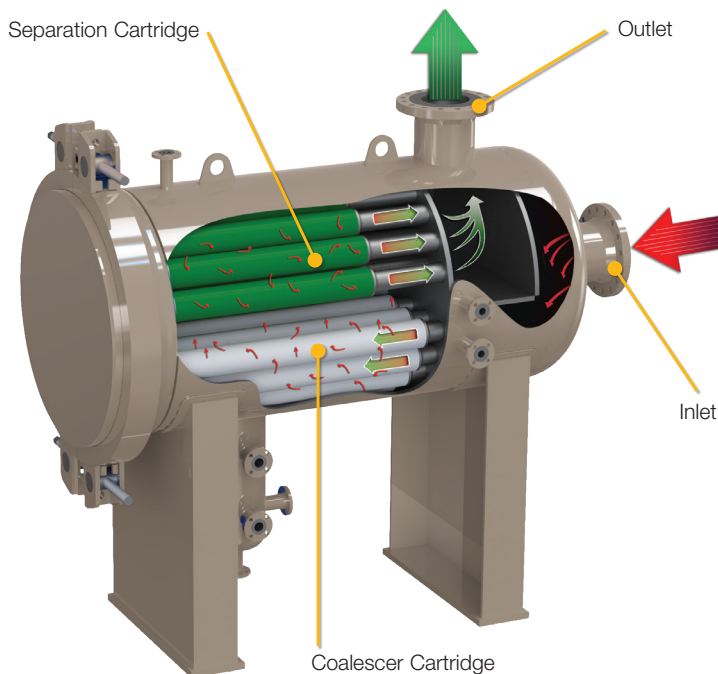
Cartridge	Max. Temperature	Media	pH
S	240°F/115°C	Treated, Pleated Cellulose	5–9
S-SH	240°F/115°C	Treated, Synthetic Screen	5–9
S-TF	240°F/115°C	Teflon Coated Mesh	3–9

\* Data based on Parker testing protocols.

# 110V



# 110H



## VESSEL SPECIFICATIONS

### STANDARD

- 10" to 84" diameter
- ASME Code Section VIII, Div.1
- Design Temperature from -20°F to 250°F
- Design Pressure 285 psig to 1480 psig
- Swingbolt or Quick Opening Closure
- Pressure Parts: Carbon Steel
- External Attachments: Carbon Steel
- Basket Internals: Stainless Steel
- Hydrostatic testing at 1.3 to 1.5 x design pressure

### OPTIONS


- Other Design Codes
- High Design Pressure upon request
- Materials of Construction
  - Carbon Steel
  - 304 Stainless Steel
  - 304L Stainless Steel
  - 316 Stainless Steel
  - 316L Stainless Steel
  - Other materials on request
- Non-Destructive Testing (NDT)
  - Radiography
  - Magnetic Particle
  - Liquid Penetration
  - Ultrasonic
  - Brinell Hardness
  - Charpy Impact
- Coating Options
  - Sandblast: commercial, near white and white metal
  - Paint: 2 & 3 coat corrosion resistant
- Optional PECO SafeLock Closure®
- Auxiliary Packages in Stock



# PECO Series 110H Horizontal Liquid/Liquid Phase Coalescers with Single Stage Wafer Pack

Having an unwanted immiscible fluid in a product stream can be costly. It can create maintenance issues on equipment and cause product to be off-spec. Parker coalescing and separation technologies provide solutions to improve our customers operating costs and improve product quality. Our equipment is designed to take a two-phase liquid stream and remove the unwanted free, immiscible, dispersed droplets from the continuous fluid stream.

The XtreamPhase, Series 110H-WP utilizes a permanent mesh pad design to coalesce the discontinuous phase liquid. The vessel is designed to include enough space after the mesh pad to allow for gravity separation. The mesh pads are wafer shaped and come in three different materials with varying removal efficiencies.



## NON-CARTRIDGE COALESCING


### SEPARATION OF:

- Amine from Hydrocarbons
- Caustic from Fuels
- Hydrocarbon from Quench Water
- Oil from Ammonia
- Oil from Water
- Oil from Caustic
- Other immiscible liquids
- Water from Hydrocarbons

### PARAMETERS FOR USE:

- Interfacial Tension (IFT)  $\geq 15$  dynes/cm
- Viscosity of continuous fluid  $\leq 5$  cP
- Liquid density difference of  $\geq 20\%$
- Inlet concentration of discontinuous phase up to 10% by volume [100,000 ppm(v)]

Special sizing for applications with liquid density  $< 20\%$  or viscosity  $> 5$  cP. Not recommended for low IFT applications.

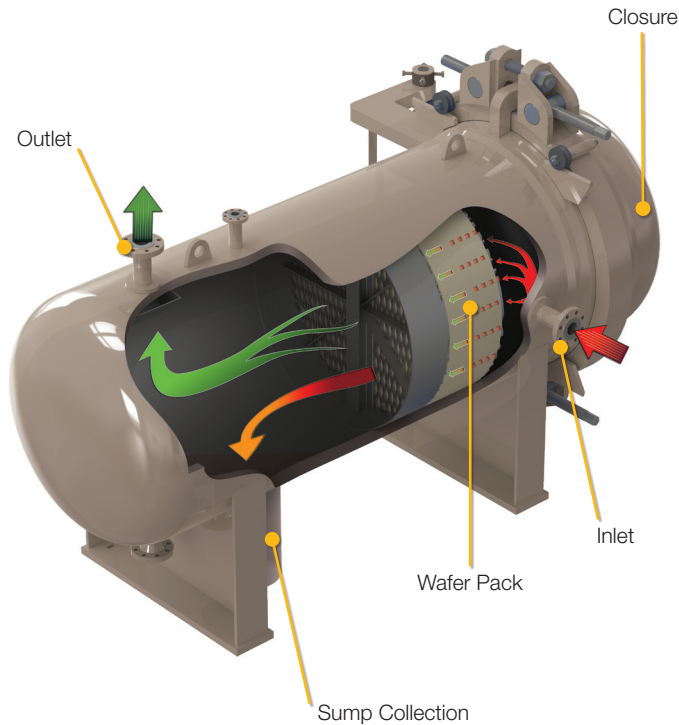


### Wafer Pack Coalescer Options

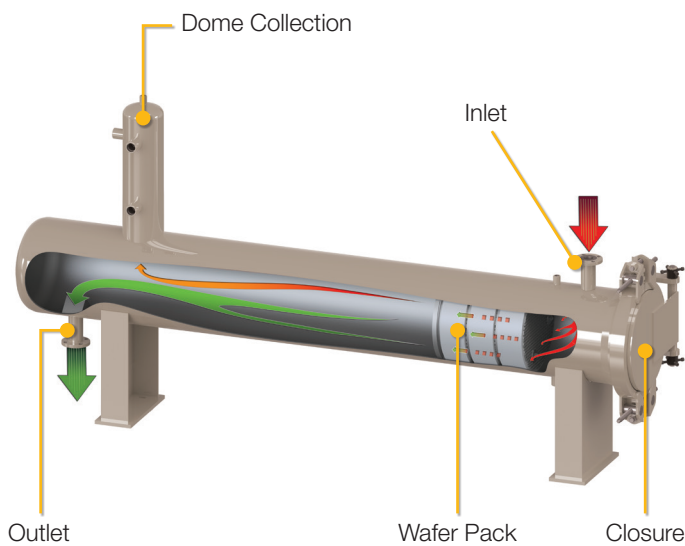
Wafer Pack	Max. Temperature	ppm(v)* Effluent Level	Media
EX	240°F/115°C	50-75	Excelsior (Wood)
FG	300°F/149°C	15-20	Fiberglass
SS	600°F/315°C	50-75	Stainless Steel

\* Data based on Parker testing protocols.

## 110H-WP



## 110HR-WP



## VESSEL SPECIFICATIONS

### STANDARD

- 10" to 84" diameter
- ASME Code Section VIII, Div.1
- Design Temperature from -20°F to 600°F
- Design Pressure 285 psig to 1480 psig
- Swingbolt or Quick Opening Closure
- Pressure Parts: Carbon Steel
- External Attachments: Carbon Steel
- Basket Internals: Stainless Steel
- Hydrostatic testing at 1.3 to 1.5 x design pressure

### OPTIONS

- Other Design Codes
- High Design Pressure upon request
- Materials of Construction
  - Carbon Steel
  - 304 Stainless Steel
  - 304L Stainless Steel
  - 316 Stainless Steel
  - 316L Stainless Steel
  - Other materials on request
- Non-Destructive Testing (NDT)
  - Radiography
  - Magnetic Particle
  - Liquid Penetration
  - Ultrasonic
  - Brinell Hardness
  - Charpy Impact
- Coating Options
  - Sandblast: commercial, near white and white metal
  - Paint: 2 & 3 coat corrosion resistant
- Optional PECO SafeLock Closure®
- Auxiliary Packages in Stock





## GLOBAL OIL & GAS FILTRATION OFFICES

### North America

#### USA Oil & Gas Filtration

Mineral Wells, TX

940-325-2575

industrialprocess.na@parker.com

#### Canada Oil & Gas Filtration

Calgary, Canada

403-717-2891

industrialprocess.na@parker.com

### Europe & Middle East

#### Europe Oil & Gas Filtration

##### United Kingdom

+44 (0)191-402-9200

peco.emea@parker.com

#### Middle East Oil & Gas Filtration

##### Dubai, UAE

+971-4-812-7100

peco.emea@parker.com

### Asia Pacific

#### Malaysia Oil & Gas Filtration

##### Kuala Lumpur, Malaysia

+603-8941-2366

IPF\_Malaysia@parker.com

#### Korea Oil & Gas Filtration

##### Gyeonggi-do, Korea

+82-31-359-0782

KFDsales@parker.com

### Latin America

#### Latin America Oil & Gas Filtration

##### São José dos Campos, Brazil

+55-12-4009-3500

falecom@parker.com

[www.parker.com/ipf](http://www.parker.com/ipf)

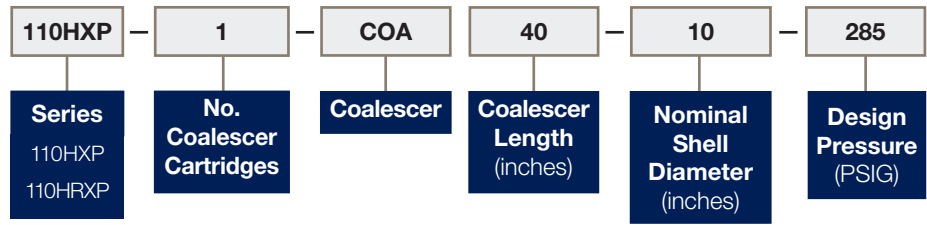
©2019 Parker Hannifin Corporation

Parker Hannifin has a policy of continuous product research and development and reserves the right to change design and specifications without notice.

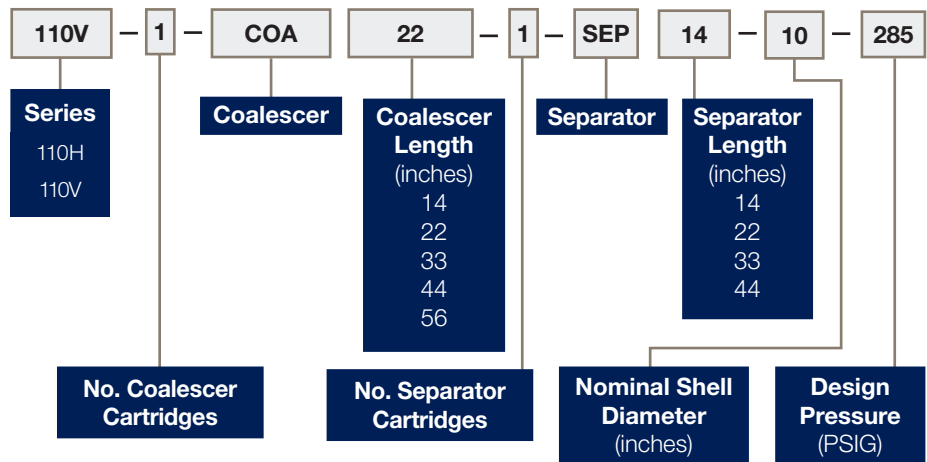
BR-OG-XTREAMPHASE-110-190723

# VESSEL ORDERING INFORMATION

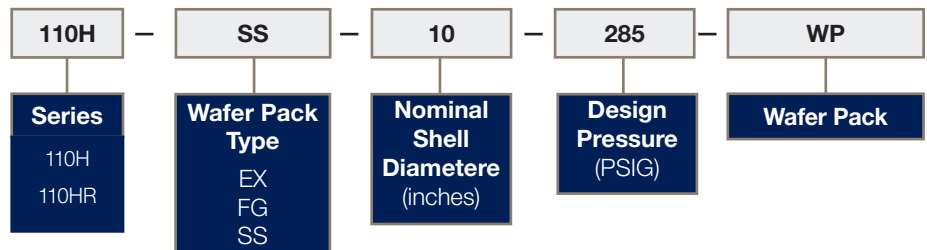
## SINGLE STAGE VESSEL WITH HIGH FLOW CARTRIDGES



## TWO STAGE VESSEL WITH CARTRIDGES



## SINGLE STAGE VESSEL WITH WAFER PACK



### The following information is required when requesting a quote for a XtreamPhase

- Operating pressure range
- Operating temperature range
- Liquid identification both phases
- Liquid continuous phase viscosity
- Concentration of Discontinuous Phase Liquid in wt or vol %
- Total flow rate
- Design pressure
- Design temperature
- Corrosion allowance requirements
- Special design requirements

XtreamPhase® products protected by USA Patent Nos. US8961644B2 and US10137391B2 as well as patents in various other countries.

PECO, PEACH, XtreamPhase, PECOSseal and PECO SafeLock Closure are trademarks of Parker Hannifin. © indicates a Parker Hannifin trademark registered in the USA and various other countries.